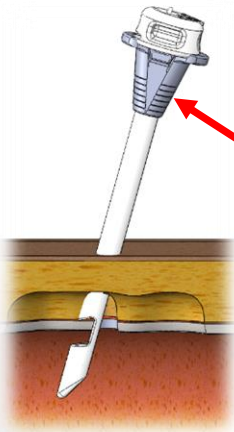



PROCEDURAL STEPS

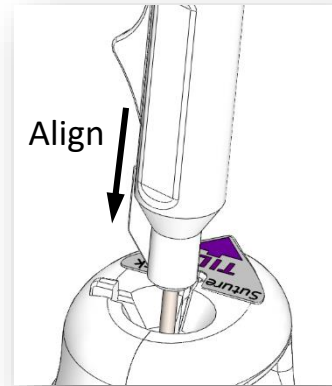

1

Position guide sliding notch against anterior fascial edge



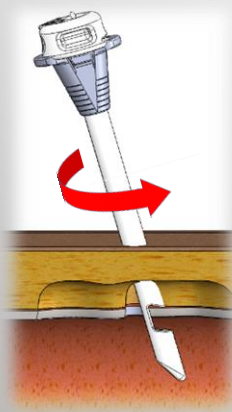
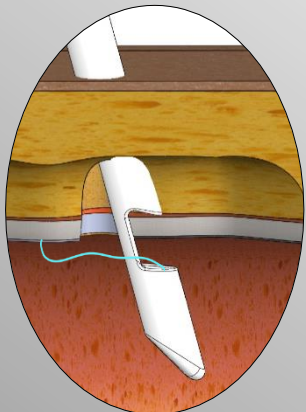
2

Drop off 1st suture tail, needle aligned




3

Rotate guide 180°, sliding notch against opposite fascial edge



4

Drop off 2nd suture tail, needle aligned



5

Remove guide, release suture

